

IPEDS 2024-25 Data Collection System

IPEDS HELP DESK (877) 225-2568 | ipedshelp@rti.org
OMB NO. 1850-0582 v.33 : Approval Expires 8/31/2027
User ID: P1055251

Graduation Rates 2024-25

Institution: Pima Community College (105525)

User ID: P1055251

Overview

Graduation Rates Overview

Welcome to the IPEDS Graduation Rates (GR) survey component. The GR component collects data on the cohort of full-time, first-time degree/certificate-seeking undergraduate students and tracks their completion status at 150% of the normal time to complete all requirements of their program of study. This information is collected to assist institutions in complying with the requirements of the Student Right-to-Know Act.

Data Reporting Reminders

- Report data to accurately reflect the time period corresponding with the IPEDS survey component, even if such reporting is seemingly inconsistent with prior-year reporting.
- Once a student is in the cohort, they remain in the cohort, even if their status changes to part-time or they drop out or transfer out of the institution. However, adjustments can be made to the cohort for allowable exclusions, which include the death of a student, total and permanent disability, military deployment, or service on an official church mission or with a foreign aid service of the Federal government.



- When reporting award levels for sub-baccalaureate certificates, determine program length by the number of credit or clock hours, NOT the academic year length in parentheses. The academic year length is meant only to provide context.

Changes to reporting for 2024-25:

The following changes were implemented for the 2024-25 data collection period:

- Removed the Gender Unknown or Another Gender than Provided Categories question.

Resources:

- The survey materials package for this component can be downloaded using the following link: [Survey Materials](#)
- To access your prior year data submission for this component: [Reported Data](#)

If you have questions about completing this survey, please contact the **IPEDS Help Desk at 1-877-225-2568**.

Establishing cohort

Establishing cohorts

Based on your institution's response to the predominant calendar system question (Section 1 - Part B, Question 4) on the Institutional Characteristics survey component from the IPEDS Fall 2024 data collection,

Your institution reported to the GR survey component as having the following number of students who did not complete, but were still enrolled at your institution:

Fall Cohort

A fall cohort is used by institutions with standard academic terms (semester, trimester, quarter, 4-1-4). A full-year cohort is used by institutions offering primarily occupational/vocational programs and operating on a continuous basis.

- Reporting Reminder:
- Report Hispanic/Latino individuals of any race as Hispanic/Latino
 - Report race for non-Hispanic/Latino individuals only

Cohort of full-time, first-time degree/certificate-seeking undergraduate students

Please review the data in the initial cohort column and re-enter the cohort data making any necessary corrections for omissions, erroneous reporting, or where better information regarding race/ethnicity or gender is available. Institutions must continue to report using the new race/ethnicity categories. For information and assistance with this, please visit the [IPEDS Race/Ethnicity Information Center](#).

Men

Screen 1 of 5	Cohort year 2021	
	Initial cohort	Revised cohort
<u>U.S. Nonresident</u>	8	<input type="text" value="8"/>
<u>Hispanic/Latino</u>	220	<input type="text" value="220"/>
<u>American Indian or Alaska Native</u>	7	<input type="text" value="7"/>
<u>Asian</u>	15	<input type="text" value="15"/>
<u>Black or African American</u>	11	<input type="text" value="11"/>
<u>Native Hawaiian or Other Pacific Islander</u>	1	<input type="text" value="1"/>
<u>White</u>	113	<input type="text" value="113"/>
Two or more races	13	<input type="text" value="13"/>
<u>Race and ethnicity unknown</u>	4	<input type="text" value="4"/>
Total men	392	392

Women

Screen 1 of 5	Cohort year 2021	
	Initial cohort	Revised cohort
<u>U.S. Nonresident</u>	2	<input type="text" value="2"/>
<u>Hispanic/Latino</u>	284	<input type="text" value="284"/>
<u>American Indian or Alaska Native</u>	4	<input type="text" value="4"/>
<u>Asian</u>	13	<input type="text" value="13"/>
<u>Black or African American</u>	19	<input type="text" value="19"/>
<u>Native Hawaiian or Other Pacific Islander</u>	1	<input type="text" value="1"/>
<u>White</u>	123	<input type="text" value="123"/>
Two or more races	11	<input type="text" value="11"/>
<u>Race and ethnicity unknown</u>	6	<input type="text" value="6"/>
Total women	463	463

Total men + women	855	855
-------------------	-----	-----

Institution: Pima Community College (105525)

User ID: P1055251

Completers within 150%

Cohort of full-time, first-time degree/certificate-seeking undergraduate students

In the columns below, report the status of the 2021 cohort of full-time, first-time degree/certificate-seeking undergraduate students listed in Column 10. Those who completed their program within 150% of normal time as of August 31, 2024 should be reported in either Column 11 or 12, depending on the length of the program completed.

- Report Hispanic/Latino individuals of any race as Hispanic/Latino
- Report race for non-Hispanic/Latino individuals only

Men

Screen 2 of 5	Cohort year 2021			
	Cohort	Cohort students who completed their program within 150% of <u>normal time to completion</u>		Total completers within 150%
		① Completers of programs of less than 2 academic yrs (or equivalent)	① Completers of programs of at least 2 but less than 4 academic yrs (or equivalent)	
	(Column 10)	(Column 11)	(Column 12)	(Column 29)
<u>U.S. Nonresident</u>	8	<input type="text" value="1"/>	<input type="text" value="4"/>	5
<u>Hispanic/Latino</u>	220	<input type="text" value="11"/>	<input type="text" value="39"/>	50
<u>American Indian or Alaska Native</u>	7	<input type="text"/>	<input type="text" value="1"/>	1
<u>Asian</u>	15	<input type="text"/>	<input type="text" value="6"/>	6
<u>Black or African American</u>	11	<input type="text"/>	<input type="text" value="1"/>	1
<u>Native Hawaiian or Other Pacific Islander</u>	1	<input type="text"/>	<input type="text"/>	0
<u>White</u>	113	<input type="text" value="3"/>	<input type="text" value="30"/>	33
Two or more races	13	<input type="text" value="1"/>	<input type="text" value="3"/>	4
<u>Race and ethnicity unknown</u>	4	<input type="text"/>	<input type="text"/>	0
Total men	392	16	84	100

Women

Screen 2 of 5	Cohort year 2021			
	Cohort	Cohort students who completed their program within 150% of <u>normal time to completion</u>		Total completers within 150%
		① Completers of programs of less than 2 academic yrs (or equivalent)	① Completers of programs of at least 2 but less than 4 academic yrs (or equivalent)	
	(Column 10)	(Column 11)	(Column 12)	(Column 29)
<u>U.S. Nonresident</u>	2	<input type="text"/>	<input type="text" value="2"/>	2
<u>Hispanic/Latino</u>	284	<input type="text" value="9"/>	<input type="text" value="69"/>	78
<u>American Indian or Alaska Native</u>	4	<input type="text"/>	<input type="text" value="1"/>	1
<u>Asian</u>	13	<input type="text" value="2"/>	<input type="text" value="6"/>	8
<u>Black or African American</u>	19	<input type="text"/>	<input type="text" value="6"/>	6
<u>Native Hawaiian or Other Pacific Islander</u>	1	<input type="text"/>	<input type="text"/>	0
<u>White</u>	123	<input type="text" value="5"/>	<input type="text" value="31"/>	36
Two or more races	11	<input type="text"/>	<input type="text" value="5"/>	5
<u>Race and ethnicity unknown</u>	6	<input type="text"/>	<input type="text"/>	0
Total women	463	16	120	136
Total men + women	855	32	204	236

Institution: Pima Community College (105525)

User ID: P1055251

Transfers/exclusions

- In the columns below, report the status of those students in the 2021 cohort of full-time, first-time degree/certificate-seeking undergraduate students listed in Column 10 who did not complete a program as of August 31, 2024.
- Report transfers-out who did not complete a program in Column 30. If the mission of your institution includes providing substantial preparation for students to enroll in another eligible institution WITHOUT having completed a program, you must report transfer-out data in Column 30. A school is required to report only on those students that the school knows have transferred to another eligible institution. A school must document that the student actually transferred. If it is not part of your mission, you may report transfer-out data if you wish.
- Report eligible exclusions from the cohort in Column 45. The ONLY allowable categories for this column are:
 - students who died or became totally and permanently disabled
 - students who left school to serve in the armed forces (or have been called up to active duty)
 - students who left school to serve with a foreign aid service of the Federal Government
 - students who left school to serve on an official church mission
- Column 52 [No longer enrolled] will be calculated for you. This includes students who have dropped out as well as those who completed in greater than 150% of normal time.
- If you do not have any values to report in either Column 30, 45, or 51, you must enter at least one zero in a field on this screen to continue.

Cohort of full-time, first-time degree/certificate-seeking undergraduate students

- Report Hispanic/Latino individuals of any race as Hispanic/Latino
- Report race for non-Hispanic/Latino individuals only

Men

Screen 3 of 5	<u>Cohort</u> year 2021					
	Cohort	Total <u>completers</u> <u>within 150%</u>	Total <u>transfer-out students</u>	Total <u>exclusions</u>	Still enrolled	No longer enrolled
	(Column 10)	(Column 29)	(Column 30)	(Column 45)	(Column 51)	(Column 52)
<u>U.S. Nonresident</u>	8	5	<input type="text"/>	<input type="text"/>	<input type="text"/>	3
<u>Hispanic/Latino</u>	220	50	<input type="text" value="33"/>	<input type="text"/>	<input type="text" value="52"/>	85
<u>American Indian or Alaska Native</u>	7	1	<input type="text" value="2"/>	<input type="text"/>	<input type="text" value="1"/>	3
<u>Asian</u>	15	6	<input type="text" value="3"/>	<input type="text"/>	<input type="text" value="1"/>	5
<u>Black or African American</u>	11	1	<input type="text" value="2"/>	<input type="text"/>	<input type="text"/>	8
<u>Native Hawaiian or Other Pacific Islander</u>	1	0	<input type="text"/>	<input type="text"/>	<input type="text"/>	1
<u>White</u>	113	33	<input type="text" value="18"/>	<input type="text"/>	<input type="text" value="20"/>	42
Two or more races	13	4	<input type="text" value="2"/>	<input type="text"/>	<input type="text" value="1"/>	6
<u>Race and ethnicity unknown</u>	4	0	<input type="text"/>	<input type="text"/>	<input type="text" value="2"/>	2
Total men	392	100	60	0	77	155

Women

Screen 3 of 5	<u>Cohort</u> year 2021					
	Cohort	Total <u>completers</u> <u>within 150%</u>	Total <u>transfer-out students</u>	Total <u>exclusions</u>	Still enrolled	No longer enrolled
	(Column 10)	(Column 29)	(Column 30)	(Column 45)	(Column 51)	(Column 52)
<u>U.S. Nonresident</u>	2	2	<input type="text"/>	<input type="text"/>	<input type="text"/>	0
<u>Hispanic/Latino</u>	284	78	<input type="text" value="42"/>	<input type="text"/>	<input type="text" value="65"/>	99
<u>American Indian or Alaska Native</u>	4	1	<input type="text" value="2"/>	<input type="text"/>	<input type="text"/>	1
<u>Asian</u>	13	8	<input type="text" value="3"/>	<input type="text"/>	<input type="text"/>	2
<u>Black or African American</u>	19	6	<input type="text" value="1"/>	<input type="text"/>	<input type="text" value="5"/>	7
<u>Native Hawaiian or Other Pacific Islander</u>	1	0	<input type="text" value="1"/>	<input type="text"/>	<input type="text"/>	0
<u>White</u>	123	36	<input type="text" value="28"/>	<input type="text"/>	<input type="text" value="10"/>	49
Two or more races	11	5	<input type="text"/>	<input type="text"/>	<input type="text" value="4"/>	2
<u>Race and ethnicity unknown</u>	6	0	<input type="text" value="1"/>	<input type="text"/>	<input type="text" value="2"/>	3
Total women	463	136	78	0	86	163
Total men + women	855	236	138	0	163	318
Total in prior year (men and women)	825		148			



Institution: Pima Community College (105525)

User ID: P1055251

Completers within 100%

- In the columns below, report the status of those students in the 2021 cohort of full-time, first-time degree/certificate-seeking undergraduate students who completed their program within 100% of normal time to completion.
- Those who completed their program within 100% of normal time should be reported in either Column 55 or 56, depending on the length of the program completed.

Cohort of full-time, first-time degree/certificate-seeking undergraduate students

Screen 4 of 5		Cohort year 2021			
	<u>Revised cohort</u>	<u>Exclusions</u>	Cohort students who completed their program within 100% of <u>normal time to completion</u>		Total completers within 100% (Column 55 + 56)
			 Completers of programs of less than 2 academic yrs (or equivalent)	 Completers of programs of at least 2 but less than 4 academic yrs (or equivalent)	
			(Column 55)	(Column 56)	(Column 57)
Total men + women	855	0	13	102	115

Institution: Pima Community College (105525)

User ID: P1055251

Pell recipients and recipients of a subsidized Direct Loan who did not receive a Pell Grant

For each subcohort, report the number of students in the cohort, total exclusions for the cohort, and the number of students that completed a certificate or degree within 150% of normal time to completion.

- Recipients of a Pell Grant and Recipients of a Direct Subsidized Loan that did not receive a Pell Grant are ***mutually exclusive***, that is, if a student is in one cohort, they cannot be in the other cohort.
- The total of these 2 subcohorts must be less than the full-time, first-time, degree/certificate-seeking cohort

Cohort of full-time, first-time degree/certificate-seeking undergraduate students

Screen 5 of 5		Cohort year 2021		
		Number of students in cohort	Total <u>exclusions</u>	<u>Number of students that completed within 150% of normal time to completion</u>
		(Column 10)	(Column 45)	(Column 29)
Full-time, first-time, degree/certificate-seeking cohort		855	0	236
	Recipients of a Pell Grant (within entering year)	465	0	119
	Recipients of a Direct Subsidized Loan (Within entering year) that did not receive a Pell Grant	35	0	9
	Did not receive either a Pell Grant or Direct Subsidized Loan (within entering year)	355	0	108

Institution: Pima Community College (105525)

User ID: P1055251


Graduation and transfer-out rates

Calculation of graduation and transfer-out rates

Screen 1 of 2	Cohort year 2021	
	Graduation rate	Transfer-out rate
Overall Rates (will be displayed on College Navigator)	28	16
Men	26	15
Women	29	17

Do you wish to provide additional context notes?

☒ No ☐ Yes

 You may use the box below to provide additional context for the data you have reported above. Context notes will be posted on the College Navigator website. Therefore, you should write all context notes using proper grammar (e.g., complete sentences with punctuation) and common language that can be easily understood by students and parents (e.g., spell out acronyms).

Institution: Pima Community College (105525)

User ID: P1055251

4-year average rates**4-year average rates**

Screen 2 of 2

Men

	2018	2019	2020	2021	4-year Total
<u>Adjusted cohort</u>	723	639	339	392	2,093
Total <u>completers within 150%</u>	103	99	74	100	376
Total <u>transfer-out students</u>	161	76	59	60	356

Women

	2018	2019	2020	2021	4-year Total
<u>Adjusted cohort</u>	745	739	486	463	2,433
Total <u>completers within 150%</u>	151	155	103	136	545
Total <u>transfer-out students</u>	124	118	89	78	409

Total (men and women)

	2018	2019	2020	2021	4-year Total
<u>Adjusted cohort</u>	1,468	1,378	825	855	4,526
Total <u>completers within 150%</u>	254	254	177	236	921
Total <u>transfer-out students</u>	285	194	148	138	765

4-year average Student Right-to-Know Completion or Graduation Rate Calculation

20

(Total Completers within 150% / Adjusted Cohort)

4-year average Student Right-to-Know Transfer-out Rate Calculation

17

(Total Transfer-out Students / Adjusted Cohort)

Institution: Pima Community College (105525)

User ID: P1055251

Prepared by

Prepared by

Reporting Reminders:

- The name of the preparer is being collected so that we can follow up with the appropriate person in the event that there are questions concerning the data.
- The Keyholder will be copied on all email correspondence to other preparers.
- The time it took to prepare this component is being collected so that we can continue to improve our estimate of the reporting burden associated with IPEDS.
- Please include in your estimate the time it took for you to review instructions, query and search data sources, complete and review the component, and submit the data through the Data Collection System.
- Thank you for your assistance.

This survey component was prepared by:			
<input checked="" type="radio"/>	Keyholder	<input type="radio"/>	SFA Contact
<input type="radio"/>	Finance Contact	<input type="radio"/>	Academic Library Contact
	Name: <input type="text" value="Maria Vasilieva"/>		
	Email: <input type="text" value="mnvasilieva@pima.edu"/>		

How many staff from your institution only were involved in the data collection and reporting process of this survey component?	
<input type="text" value="4.00"/>	Number of Staff (including yourself)

How many hours did you and others from your institution only spend on each of the steps below when responding to this survey component? <i>Exclude the hours spent collecting data for state and other reporting purposes.</i>				
Staff member	Collecting Data Needed	Revising Data to Match IPEDS Requirements	Entering Data	Revising and Locking Data
Your office	<input type="text" value="0.00"/> hours	<input type="text" value="4.00"/> hours	<input type="text" value="0.00"/> hours	<input type="text" value="8.00"/> hours
Other offices	<input type="text" value="1.00"/> hours	<input type="text" value="0.00"/> hours	<input type="text" value="0.00"/> hours	<input type="text" value="8.00"/> hours

Institution: Pima Community College (105525)

User ID: P1055251

Summary

Graduation Rate Component Summary

The purpose of this summary is to provide you an opportunity to view some of the data that, when accepted through the IPEDS quality control process, will appear on the [College Navigator](#) website and/or your institution's Data Feedback Report (DFR). In addition, all data reported in IPEDS survey components become publicly available through the [IPEDS Use the Data](#) and appear as aggregated statistics in various Department of Education reports. [College Navigator](#) is updated approximately three months after the data collection period closes and DFRs will be available through the [IPEDS Use the Data](#) and sent to your institution's CEO at the end of 2025.

Please review your data for accuracy. If you have questions about the data displayed below or after reviewing the data reported on the survey screens, please contact the IPEDS Help Desk at: 1-877-225-2568 or ipedshelp@rti.org.

Overall Graduation Rate	
Graduation Rate (%)	28
Total number of students in the Adjusted Cohort	855
Total number of completers within 150% of normal time	236

Overall Transfer-out Rate	
Transfer-out Rate (%)	16
Total number of students in the Adjusted Cohort	855
Total number of transfers-out within 150% of normal time	138

Edit Report

Graduation Rates

Source	Description	Severity	Resolved	Options
Global Edits				
Perform Edits	The calculated graduation rate based on the numbers entered this year (27.60) is outside the expected range when compared with the prior year graduation rate. The expected range is between 18 and 25. Please correct your data and click Perform Edits on the Surveys page to update the calculations; or provide an explanation if these data are correct. (Error #4404)	Explanation	Yes	
Reason	PCC made its priority to increase graduation rate, especially among the Hispanic population.			
Related Screens	Establishing cohort, Transfers/exclusions, Completers 150%			