

IPEDS 2024-25 Data Collection System

IPEDS HELP DESK (877) 225-2568 | ipedshelp@rti.org
OMB NO. 1850-0582 v.33 : Approval Expires 8/31/2027
User ID: P1055251

Cost I 2024-25

Institution: Pima Community College (105525)

User ID: P1055251

Overview

Cost Overview

The purpose of the Cost (CST) component is to collect information on student charges for Cost of Attendance estimates and to calculate an Average Net Price (ANP) for first-time, full-time undergraduate students to meet requirements of the Higher Education Act of 1965 (HEA), as amended. This component also collects information on tuition and fees for other groups of students.

Much of the data reported on CST appear on College Navigator, which is updated only one time after CST data have been reviewed by NCES. Therefore, any data reporting errors may stay on College Navigator for a full year.

Additionally, the ANP calculation has important implications for what students see about your institution, and also for the College Affordability and Transparency Center lists.

Data Reporting Reminder:

- Report data to accurately reflect the time period corresponding with the IPEDS survey component, even if such reporting is seemingly inconsistent with prior-year reporting.

Changes in reporting:

The following changes were made for the 2024-25 collection:

- This is a new survey component that will open in the Fall to allow Cost of Attendance (COA) data to be updated on College Navigator. The component will reopen in the Winter to collect selected information on financial aid awards to calculate an institutional Average Net Price (ANP), at which time COA data elements can be updated or corrected.
- Added questions to determine and make publicly available the information on whether postsecondary institutions ask for other financial information not on the FAFSA form and whether they collect asset data even when students qualify for having their assets exempted from the federal need analysis as this information required by the FAFSA Simplification Act.
- Added question about waiving application fees for students with demonstrated financial need.
- Added an option to report both off-campus with family and off-campus not with family for food and housing and other expenses.
- Added collection of application fee for Doctor's - professional practice programs.

Resources:

- To download the survey materials for this component: [Survey Materials](#)
- To access your prior year data submission for this component: [Reported Data](#)

If you have questions about completing this survey, please contact the IPEDS Help Desk at 1-877-225-2568.

Institution: Pima Community College (105525)

User ID: P1055251

Screening Questions

1. Does your institution offer institutionally-controlled housing (on-campus and/or off-campus)?*If you answer **Yes** to this question, you will be expected to specify a housing capacity, and to report a housing charge or a combined food and housing charge.*☒ No☐ YesSpecify housing capacity for academic year 2024-25**2. Are all full-time, first-time degree/certificate-seeking students required to live on campus or in institutionally controlled housing?***This is only a screening question, and your response does not show up on College Navigator.**If you answer **Yes** to this question, you will not be asked to report off-campus food and housing in the cost of attendance. If you make **ANY** exceptions to this rule, please answer **No** so that this does not cause conflicts with the average net price calculation. Misreporting may lead to an inaccurate average net price calculation for your institution.*☒ No☐ Yes, and we do not make **ANY** (even one) exceptions to this rule**3. Does your institution charge different tuition rates for in-district, in-state, or out-of-state students?***If you answer **Yes** to this question, you will be expected to report different tuition amounts for in-district, in-state, and out-of-state students (as applicable).**Only select **YES** if you charge different tuition by students' residence status. You should not select **YES** and then report the same tuition rate 3 times.*☐ No☒ Yes, please check all tuition rates charged by your institution☐ In-district☒ In-state☒ Out-of-state**4. Do you offer food or meal plans to your students?***If you answer **Yes** to this question, you will be expected to report a food charge or combined food and housing charge (C10).*☒ No☐ Yes - Enter the number of meals per week for the meal plan with the largest number of meals available☐ Yes - Number of meals per week can vary (e.g., students charge meals against a meal card)**5. Does your institution charge an application fee?**☒ No☐ Yes - select checkboxes for the student level(s) that have an application fee and report the amount of application fee(s) in Section 1 Part A.☐ Undergraduate programs**6. For institutions that charge an application fee, can the application fee be waived for applicants that demonstrate financial need?**☐ No☐ Yes (please indicate for which level(s) application fee can be waived)☐ Undergraduate programs**7. Indicate whether or not your institution participates in a Promise program.**☒ No☐ Yes**8. Indicate whether or not any of the following alternative tuition plans are offered by your institution.**☐ No☒ Yes [Check all that apply]☐ Tuition guarantee☐ Prepaid tuition plan☒ Tuition payment plan☐ Other (specify in box below)**9. For the purposes of awarding institutional financial aid, does your institution require asset information from students who qualify for the exemption from asset reporting on the FAFSA form?**☐ No

☒ Yes


10. For the purpose of awarding institutional financial aid, does your institution require additional financial information separate from the FAFSA form?

☒ No

☐ Yes (please include a website link to where your institution's website explains what additional financial information is required.)

Link URL:

http://

 You may use the box below to provide additional context for the data you have reported above. Context notes will be posted on the College Navigator website. Therefore, you should write all context notes using proper grammar (e.g., complete sentences with punctuation) and common language that can be easily understood by students and parents (e.g., spell out acronyms).

Institution: Pima Community College (105525)


User ID: P1055251

Section 1 - Student Charges: Part B - Cost of attendance for full-time, first-time undergraduate students

Reporting Reminders:

- These data will be made available to the public on College Navigator. If your institution participates in any Title IV programs (Federal Pell Grant, Federal Direct Loan, etc.), all information must be reported.
- For current year amounts: Please enter the amounts below.
- For prior year amounts: Please review the amounts below for accuracy and consistency with your institution's records and edit if needed. These data will be made available to the public on College Navigator.
- Estimates of expenses for books and supplies, food and housing, and other expenses are those from the Cost of Attendance report used by the financial aid office in determining financial need.

Charges for full academic year	2021-22	2022-23	2023-24	2024-25		
<u>Tuition and required fees:</u>					1 <u>Tuition Guarantee</u> (check only if applicable to entering students in 2024-25)	Guaranteed increase %
<u>In-district</u>						
Tuition	2,088	2,136	2,208	<input type="text" value="2,412"/>	<input type="checkbox"/>	<input type="text"/>
Required fees	162	162	162	<input checked="" type="checkbox"/> <input type="text" value="30"/>	<input type="checkbox"/>	<input type="text"/>
Tuition + fees total	2,250	2,298	2,370	2,442		
<u>In-state</u>						
Tuition	2,088	2,136	2,208	<input type="text" value="2,412"/>	<input type="checkbox"/>	<input type="text"/>
Required fees	162	162	162	<input checked="" type="checkbox"/> <input type="text" value="30"/>	<input type="checkbox"/>	<input type="text"/>
Tuition + fees total	2,250	2,298	2,370	2,442		
<u>Out-of-state</u>						
Tuition	7,404	7,452	7,524	<input type="text" value="7,728"/>	<input type="checkbox"/>	<input type="text"/>
Required fees	162	162	162	<input checked="" type="checkbox"/> <input type="text" value="30"/>	<input type="checkbox"/>	<input type="text"/>
Tuition + fees total	7,566	7,614	7,686	7,758		
<u>Books and supplies</u>	1,920	1,920	1,920	<input type="text" value="1,920"/>		
<u>Off-campus (not with family):</u>						
<u>Food and housing</u>	9,880	10,572	11,206	<input type="text" value="11,542"/>		
<u>Other expenses</u>	3,100	3,234	3,356	<input type="text" value="3,240"/>		
Food and housing and other expenses total	12,980	13,806	14,562	14,782		
<u>Off-campus (with family):</u>						
<u>Food and housing</u>				<input checked="" type="checkbox"/> <input type="text" value="11,542"/>		
<u>Other expenses</u>	3,100	3,234	3,356	<input type="text" value="3,240"/>		
Food and housing and other expenses total	3,100	3,234	3,356	14,782		

 You may use the box below to provide additional context for the data you have reported above. Context notes will be posted on the College Navigator website. Therefore, you should write all context notes using proper grammar (e.g., complete sentences with punctuation) and common language that can be easily understood by students and parents (e.g., spell out acronyms).

- ☐ Non-applicable
- ☒ The Cost of Attendance varies by program.
- ☒ The Cost of Attendance or tuition and fee methodology changed from last year.
- ☒ We allow special Cost of Attendance allowance additions for some programs and student categories.
- ☒ Cost of Attendance updates are based on a recent (prior or current year) cost survey.
- ☐ Tuition and fees, and Cost of Attendance components vary by campus location.
- ☐ This is a U.S. Service Academy. All costs are covered, and students receive a stipend in exchange for a U.S. Armed Forces service commitment.
- ☐ First-year students must live on campus.
- ☐ The Tuition and Fees includes the estimated cost of a computer required for all students.
- ☒ The Tuition and Fees includes the cost of books and supplies.

- ☐ The Books and Supplies includes the estimated cost of a computer required for all students.
- ☐ The Cost of Attendance (COA) is based on a weighted average of student living arrangement categories while enrolled.
- ☒ The Cost of Attendance (COA) is based on a weighted average of costs for all students across Title IV eligible programs.

☒ Other

The Cost of Attendance (COA) is determined annually utilizing the Consumer Price Index. The components of the COA vary by program, as certain programs have varying tuition rates. Tuition and fees now include the student service and technology fee. The mandatory fee is now a semester processing fee. Some programs require licenses and students may request a review of the components. Certain course materials are included in tuition and fees. Indirect costs are based on a weighted average.


Institution: Pima Community College (105525)

User ID: P1055251

Section 1 - Student Charges: Part C - Tuition and Required Fees by Level (Undergraduate and Graduate [not including Doctor's-Professional practice])

When reporting for graduate students, **do not include** tuition for Doctor's-Professional students. This will be collected separately.

Average tuition and required fees to all students in each category for the full academic year 2024-25 should be included (not just first-time, full-time undergraduate students).						
Undergraduate students (all)	In-district	Prior year	In-state	Prior year	Out-of-state	Prior year
Full-time						
Tuition	2,412	2,208	2,412	2,208	7,728	7,524
Required fees	<input checked="" type="checkbox"/> 30	162	<input checked="" type="checkbox"/> 30	162	<input checked="" type="checkbox"/> 30	162
Part-time						
Tuition (per credit hour charges)	101	92	101	92	277	314
Required fees	30		30		30	

 You may use the box below to provide additional context for the data you have reported above. Context notes will be posted on the College Navigator website. Therefore, you should write all context notes using proper grammar (e.g., complete sentences with punctuation) and common language that can be easily understood by students and parents (e.g., spell out acronyms).

The Cost of Attendance (COA) is determined annually utilizing the Consumer Price Index. The components of the COA vary by program, as certain programs have varying tuition rates. Tuition and fees now include the student service and technology fee. The mandatory fee is now a semester processing fee. Some programs require licenses and students may request a review of the components. Certain course materials are included in tuition and fees. Indirect costs are based on a weighted average.

Prepared by

Prepared by

- Reporting Reminders:
- The name of the preparer is being collected so that we can follow up with the appropriate person in the event that there are questions concerning the data.
 - The Keyholder will be copied on all email correspondence to other preparers.
 - The time it took to prepare this component is being collected so that we can continue to improve our estimate of the reporting burden associated with IPEDS.
 - Please include in your estimate the time it took for you to review instructions, query and search data sources, complete and review the component, and submit the data through the Data Collection System.
 - Thank you for your assistance.

This survey component was prepared by:

<input checked="" type="radio"/>	Keyholder	<input type="radio"/>	SFA Contact	<input type="radio"/>	HR Contact
<input type="radio"/>	Finance Contact	<input type="radio"/>	Academic Library Contact	<input type="radio"/>	Other

Name:

Email:

How many staff from your institution only were involved in the data collection and reporting process of this survey component?

Number of Staff (including yourself)

How many hours did you and others from your institution only spend on each of the steps below when responding to this survey component?
Exclude the hours spent collecting data for state and other reporting purposes.

Staff member	Collecting Data Needed	Revising Data to Match IPEDS Requirements	Entering Data	Revising and Locking Data
Your office	<input type="text" value="3.00"/> hours	<input type="text" value="1.00"/> hours	<input type="text" value="1.00"/> hours	<input type="text" value="1.00"/> hours
Other offices	<input type="text" value="4.00"/> hours	<input type="text" value="4.00"/> hours	<input type="text" value="0.00"/> hours	<input type="text" value="0.00"/> hours

Summary

Cost I Component Summary

The purpose of this summary is to provide you an opportunity to view some of the data that, when accepted through the IPEDS quality control process, will appear on the [College Navigator](#) website and/or your institution's Data Feedback Report (DFR). In addition, all data reported in IPEDS survey components become publicly available through the [IPEDS Use the Data](#) and appear as aggregated statistics in various Department of Education reports. [College Navigator](#) is updated approximately three months after the data collection period closes and DFRs will be available through the [IPEDS Use the Data](#) and sent to your institution's CEO at the end of 2025.

Please review your data for accuracy. If you have questions about the data displayed below or after reviewing the data reported on the survey screens, please contact the IPEDS Help Desk at: 1-877-225-2568 or ipedshelp@rti.org.

GENERAL INFORMATION	
Reporter Type	Academic
Calendar System	Semester
Award Levels Offered	Postsecondary awards, certificates, or diplomas of less than 300 clock hours...
	Postsecondary awards, certificates, or diplomas of 300-899 clock hours...
	Postsecondary awards, certificates, or diplomas of at least 900 clock hours but less than 1,800 clock hours...
	Associate's degree
Levels of Enrollment Offered	Full-time Undergraduate
	Full-time First-time, degree/certificate-seeking Undergraduate
	Part-time Undergraduate
	Part-time First-time, degree/certificate-seeking Undergraduate
System	No system

		PRICING INFORMATION			
Alternative Tuition Plans		Tuition payment plan			
Promise program		No			
Full-time Undergraduate Tuition and Fees					
	Average full-time undergraduate student tuition and fees for academic year 2024-25	Tuition		Fees	
	In-state	2,412		30	
	Out-of-state	7,728		30	
Full-time Graduate Tuition and Fees					
	Average full-time graduate student tuition and fees for academic year 2024-25	Tuition		Fees	
	In-state				
	Out-of-state				
First-time, Full-time Undergraduate Cost of Attendance					
	Estimated expenses for academic year	2021-22	2022-23	2023-24	2024-25
	In-state tuition and fees	2,250	2,298	2,370	2,442
	Out-of-state tuition and fees	7,566	7,614	7,686	7,758
	Books and supplies	1,920	1,920	1,920	1,920
	On-campus food and housing				
	On-campus other expenses				
	Off-campus food and housing	9,880	10,572	11,206	11,542
	Off-campus other expenses	3,100	3,234	3,356	3,240
	Off-campus with family food and housing				11,542
	Off-campus with family other expenses	3,100	3,234	3,356	3,240

Edit Report

Cost I

Source	Description	Severity	Resolved	Options
Screen: Part B - Cost of Attendance for FTFTUG				
Screen Entry	This value is expected to be within 40% of the prior year amount. Please correct your data or explain. (Error #11304)	Explanation	Yes	
Reason	Starting 2024-2025 AY, PCC includes per-credit fees in the tuition. Only per-semester fees stand alone now.			
Screen Entry	This value is expected to be within 40% of the prior year amount. Please correct your data or explain. (Error #11304)	Explanation	Yes	
Reason	Starting 2024-2025 AY, PCC includes per-credit fees in the tuition. Only per-semester fees stand alone now.			
Screen Entry	This value is expected to be within 40% of the prior year amount. Please correct your data or explain. (Error #11304)	Explanation	Yes	
Reason	Starting 2024-2025 AY, PCC includes per-credit fees in the tuition. Only per-semester fees stand alone now.			
Screen Entry	The food and housing for students living off-campus (with family) should be lower than food and housing for students living on campus and/or living off campus without family. Please correct your data or provide an explanation. (Error #11563)	Explanation	Yes	
Reason	The FAFSA removed the housing question, we must now make this determination. PCC doesn't have housing, all students are off-campus. According to GEN-22-15, dependent students living at home with parents must have a reasonable standard allowance for living expenses. Our research shows many students pay rent or other housing expenses even if they live with their parents. We used the average cost of rent for a studio and the cost of utilities in Tucson and applied to all dependent students.			
Screen: Part C - Tuition and Required Fees for UG and G				
Screen Entry	This value is expected to be within 25% of the prior year amount. Please correct your data or explain. (Error #11109)	Explanation	Yes	
Reason	Starting 2024-2025 AY, PCC includes per-credit fees in the tuition. Only per-semester fees stand alone now.			
Screen Entry	This value is expected to be within 25% of the prior year amount. Please correct your data or explain. (Error #11109)	Explanation	Yes	
Reason	Starting 2024-2025 AY, PCC includes per-credit fees in the tuition. Only per-semester fees stand alone now.			
Screen Entry	This value is expected to be within 25% of the prior year amount. Please correct your data or explain. (Error #11109)	Explanation	Yes	
Reason	Starting 2024-2025 AY, PCC includes per-credit fees in the tuition. Only per-semester fees stand alone now.			